





Secondary e-LEARNING FOR YOUR CLASS

April-May	<div> Watch Videos, Preview Resources  </div> <p>As an advance organizer activity, view the following video overviews, sample classes and print resources about Moodle: LINKS</p>
June-Dec	<div> Take Greenbook classes  </div> <p>Moodle 101 (3hrs)</p> <p>Moodle 102 (3 hrs) - offered after Oct for those who've taken Moodle 101</p>
	<div> Practice  </div> <p>Use Atomic Learning tutorials to extend your understanding and get application ideas.</p> <p>This site is provided as a service to Brunswick teachers. It includes:</p> <ul style="list-style-type: none"> • mini-video tutorials on hundreds of programs • "Lesson Accelerators" that guide you step-by-step through an classroom-style application of the software you're interested in using. • classroom resources - all the tutorials on this site can be used by the students in your classes AND you can check to see if they used them. • Atomic Learning can be "plugged in" to Moodle • Get login info from your school office.
	<div> Use with Students & Share with Colleagues  </div> <p>Develop a Moodle course and use it with students.</p> <p>If requested by departments, the Education Office will arrange half-day releases to provide time for shared lesson development and problem-solving for those are interested and have completed Moodle 101.</p> <p>GOAL: Include Moodle as an element of your regular classroom during first semesters. Experiment with Moodle features. Share</p> <p>SHARING IDEA: Post your lesson or favorite examples to the SHARED LESSONS by SUBJECT page of the district wiki at http://etools4teachers.pbwiki.com so your department can develop a "file" of tested open lab resources.</p>